

Robert Schretzman

Chem-253




Figure 1: Tetrahedral Enantiomers

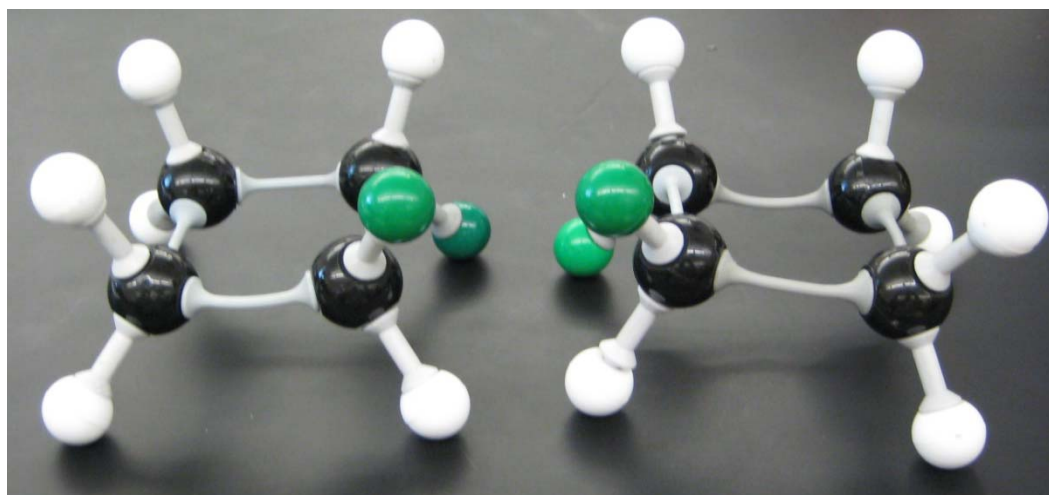


Figure 2: Cyclo-Enantiomers in mirror view




Figure 3: Identical Molecules in Mirror View




Figure 4: Identical Molecules Side by Side




Figure 5: Meso form