

Bobby Schretzman

LAB #4: Melting points of unknown organic compounds

Observational Photos




Figure 1: Unknowns from experiments 1, 2 and 3. Letter indicates the solute that recovered the compound.



Figure 2: Thiele tube on stand with micro Bunsen burner.




Figure 3: Sample in a capillary tube inside the Thiele tube alongside the thermometer.



Figure 4: Benzoic Acid, left, and unknown from solvent C, right.

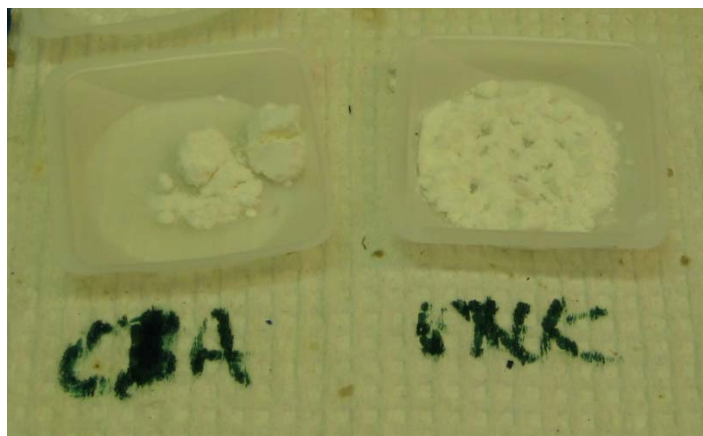


Figure 5: Cinnamic acid, left, and unknown from solvent C, right.



Figure 6: Unknowns identified. 2-methoxynaphth, left and Cinnamic acid, right.



Figure 7: Known compounds. Order is the same for figure 8.



Figure 8: Known compounds. Color and grain are visible. Order is the same as figure 7.